


Millboard Enhanced Grain




GOLDEN OAK - MDE176G




COPPERED OAK - MDE176C



JARRAH - MDE176J



BURNT CEDAR - MDE176R




SMOKED OAK - MDE176D



LIMED OAK - MDE176L



BRUSHED BASALT - MDE176B



ANTIQUE OAK - MDE176A

Weights and Measures

| | |
|---------------------------|-------------------|
| Dimensions (W x L x H) | 176 x 3600 x 32mm |
| Weight Per Board | 11.4kg |
| Fixings per board | 22 |
| Boards per m ² | 1.54 |
| Weight per m ² | 17.6kg |

The information in this document was correct at the time of going to print, due to our culture of continuous improvement we reserve the right to change the information at any time without prior notice should further tests reveal different results.



Millboard Product Specification Guide Enhanced Grain

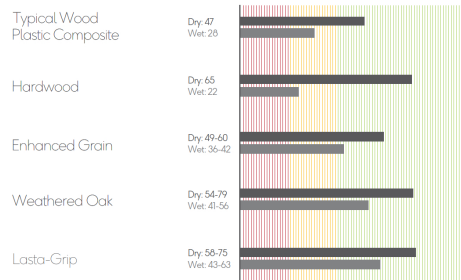
millboard®

Live.Life.Outside.

Millboard Polyurethane Profile

Polyurethane Resin & Mineral Board (RMB)

Pendulum Test Values



Splinter-free
No wood content means



Hygienic
It's non porous surface is easy to clean for spills and



Low maintenance
Resists stains from food or drinks spills and algae



Does not warp or rot
No timber content that will rot or be eaten by insects.



UV and weathering stability
Millboard decking has been



'Lost head' fixing
Durafix® fixings are virtually hidden beneath the unique



Low carbon footprint
Independently and UKAS accredited to the ISO 14064-1 Verified
1.31Kg/m



Resistant to algae
Unlike wood, there is no protein content to assist



Slip-resistant
High grip surface much safer



Moulded from real oak
Not extruded like most composites. Millboard



Environmentally friendly
Base materials have low impact on global warming



Lightweight
Easier to handle and install.

Working specification for all decking boards

Polyurethane Resin & Mineral Board (RMB)

Working specification for all decking boards

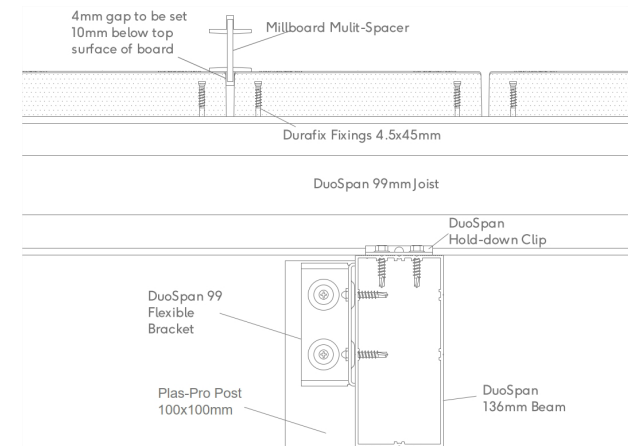
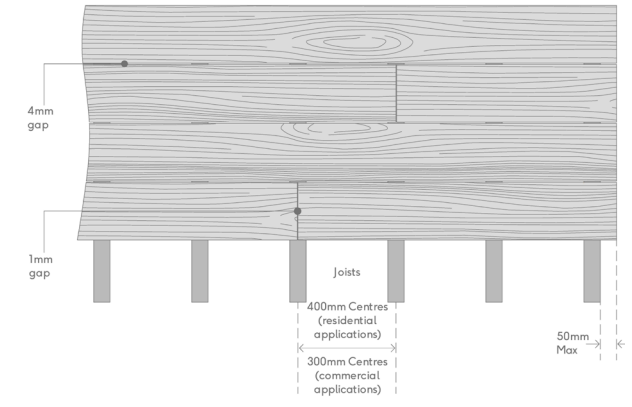
For all applications we recommend our boards are installed with a 4mm gap between the boards and a 1mm gap at butt ends, this is to facilitate drainage. The maximum unsupported overhang for the boards is 50mm, each cut board must be supported by a minimum of three joists. Each board must be screwed down with 2x Durafix fixings where a board crosses a joist, 3x Durafix fixings are recommended at the ends of the boards.

Residential applications (2.5kN/m² uniform distributed load):

Joists must support boards at 400mm centres if boards are at 90° to joists, if boards are at 45° then joists needs to be set at 300mm centres

Commercial applications (5kN/m² uniform distributed load):

Joists must support boards at 300mm centres if boards are at 90° to joists, if boards are at 45° then joists need to be set at 240mm centres.



Millboard Product Specification Guide Enhanced Grain



Technical Data

| Physical & Mechanical Properties | Test Standard | Unit | Value/Results |
|-----------------------------------------------------------------------------|-----------------|----------------------|---------------|
| Line Load Bearing Test - Peak Load (180mm width, 300mm span centres) | BS EN ISO 14125 | kN | 9.32 |
| Line Load Bearing Test - Peak Load (200mm width, 300mm span centres) | BS EN ISO 14125 | kN | 8.34 |
| Line Load Bearing Test - Peak Load (180mm width, 400mm span centres) | BS EN ISO 14125 | kN | 6.56 |
| Line Load Bearing Test - Peak Load (200mm width, 400mm span centres) | BS EN ISO 14125 | kN | 6.64 |
| Line Load Bearing Test - Peak Deflection (180mm width, 300mm span centres) | BS EN ISO 14125 | mm | 10.75 |
| Line Load Bearing Test - Peak Deflection (200mm width, 300mm span centres) | BS EN ISO 14125 | mm | 9.39 |
| Line Load Bearing Test - Peak Deflection (180mm width, 400mm span centres) | BS EN ISO 14125 | mm | 14.39 |
| Line Load Bearing Test - Peak Deflection (200mm width, 400mm span centres) | BS EN ISO 14125 | mm | 12.36 |
| Line Load Bearing Test - Peak Stress (180mm width, 300mm span centres) | BS EN ISO 14125 | Mpa | 22.75 |
| Line Load Bearing Test - Peak Stress (180mm width, 400mm span centres) | BS EN ISO 14125 | Mpa | 18.32 |
| Line Load Bearing Test - Peak Stress (180mm width, 400mm span centres) | BS EN ISO 14125 | Mpa | 21.36 |
| Line Load Bearing Test - Peak Stress (200mm width, 400mm span centres) | BS EN ISO 14125 | Mpa | 19.46 |
| Point Load Bearing Test - Peak Load (180mm width, 300mm span centres) | BS EN ISO 14125 | kN | 7.14 |
| Point Load Bearing Test - Peak Load (200mm width, 300mm span centres) | BS EN ISO 14125 | kN | 5.78 |
| Point Load Bearing Test - Peak Load (180mm width, 400mm span centres) | BS EN ISO 14125 | kN | 5.52 |
| Point Load Bearing Test - Peak Load (200mm width, 400mm span centres) | BS EN ISO 14125 | kN | 5.65 |
| Point Load Bearing Test - Peak Deflection (180mm width, 300mm span centres) | BS EN ISO 14125 | mm | 5.65 |
| Point Load Bearing Test - Peak Deflection (200mm width, 300mm span centres) | BS EN ISO 14125 | mm | 11.4 |
| Point Load Bearing Test - Peak Deflection (180mm width, 400mm span centres) | BS EN ISO 14125 | mm | 19.33 |
| Point Load Bearing Test - Peak Deflection (200mm width, 400mm span centres) | BS EN ISO 14125 | mm | 15.37 |
| Bending Strength (Textured surface tested) | BS EN 310 :1993 | fmN/mm ² | 13.3 |
| Bending Strength (Textured surface tested) after UV aging | BS EN 310 :1993 | fm N/mm ² | 11.4 |
| Modulus of Elasticity (Textured surface tested) | BS EN 310 :1993 | Em N/mm ² | 896 |
| Modulus of Elasticity (Textured surface tested) after UV aging | BS EN 310 :1993 | Em N/mm ² | 758 |
| Resistance To Static Indentation | MOAT 27:1983 | mm | 0.1 |

| Physical & Mechanical Properties | Test Standard | Unit | Value/Results |
|-------------------------------------------------------------------------------------|--------------------------------------------------------|--------------------|---------------------------------------------------------|
| Soft Body Impact | MOAT 43 :1987 | mm | 0 (no visible damage) |
| Hard Body Impact | MOAT 43 :1987 | mm | 0 (no visible damage) |
| Impact Resistance After Aging | BS EN 13245-1 : 2010 | - | No cracking or damage to top coat |
| Fixing Pull Out | BS EN 1382 :1999 | Fmax (N) | 1610.8 |
| Pull Through Resistance of Fixings | BS EN 1383 :1999 | Fmax (N) | 1124.9 |
| Density | BBA | kg .m ³ | 529.75 |
| Reaction To Fire | EN13501-1 : 2007 + A1 : 2009 | - | BF1 - s1 |
| Slip Resistance - WET (Weathered Oak) | BS 7976-2 | PTV`s | 41 - 56 |
| Slip Resistance - DRY (Weathered Oak) | BS 7976-2 | PTV`s | 54 - 79 |
| Slip Resistance - WET (Enhanced Grain) | BS 7976-2 | PTV`s | 36 - 42 |
| Slip Resistance - DRY (Enhanced Grain) | BS 7976-2 | PTV`s | 49 - 60 |
| Slip Resistance - WET (Lasta-Grip) | BS 7976-2 | PTV`s | 43 - 63 |
| Slip Resistance - DRY (Lasta-Grip) | BS 7976-2 | PTV`s | 58 - 75 |
| Moisture Content | BS EN 322 :1993 | (%) | 0.6 |
| Ease of Cleaning | BBA | Bleach, Detergent | Completely removed, with no damage or staining |
| Resistance to Staining | BS EN 438-2 :2005 | Acetone | No visible change |
| Resistance to Staining | BS EN 438-2 :2005 | Coffee | Slight change of colour, only visible at certain angles |
| Resistance to Staining | BS EN 438-2 :2005 | Sodium Hydroxide | No visible change |
| Resistance to Staining | BS EN 438-2 :2005 | Hydrogen Peroxide | No visible change |
| Resistance to Staining | BS EN 438-2 :2005 | Shoe Polish | No visible change |
| Determination of Swelling in Thickness | BS EN 317 :1993 | (Gt) | 0.1% |
| Taber Abrasion | ISO 7784-2 | mg | 261 |
| Tensile Strength Perpendicular to the Plane | BS EN 319 :1993 | N/mm ² | 1.53 |
| Tensile Strength Perpendicular to the Plane (After Boiling defined in BS EN 1087-1) | BS EN 319 :1993 | N/mm ² | 1.31 |
| Dimensional Stability | BS EN 318:2002 | 65-85rh (mm/m) | 0.47 |
| Dimensional Stability | BS EN 318:2002 | 65,30 mm/m | -0.30 |
| Colour Measurement | BS 3900 Parts D8-D10 (ISO 7724 Parts 1-3) | D65 | Less Red/Yellower |
| Acoustic Testing | AS 1191.2002, AS/NZS ISO 717.1:2004, AS ISO 354 - 2006 | Rw | 51 |

Millboard Product Specification Guide Enhanced Grain

252FISHe - 1020

millboard®

Live.Life.Outside.